



What in the World?

Type: Set of 30 country cards

Level: Primary and Secondary

Purpose: To highlight global inequality and help students understand that many countries experience a different lifestyle to what we have in New Zealand.

Sources:

Data was obtained in July 2017 from various sources including UNHDP, World Bank, World Atlas, Worldometers, The Lancet Journal, The Economist Group and Our World in Data. All images were from Wikimedia Commons and Pixabay.

Continuum Activity

[Designed for a class of 30 students]

- Give each student in the class a country card.
- Decide on a measure (e.g. Development Index).
- Get students to make an ordered line from lowest to highest.
- Ask students to call out their countries in order.
- Discuss any surprises or feelings after looking at the spread visually.
- Change the measure and examine the movement of countries.

Collect the Highest

[Designed for 2-6 players]

- Players shuffle the cards and deal them out equally.
- Cards are kept in a pile in the hand and players look only at their top card.
- The youngest player starts and chooses a measure from their country that they think may be high. They call out that measure to other players.
- Players take turns at calling out their statistic for that measure.
- The player with the highest statistic keeps all the cards (placing them under their pile).
- In the case of a draw, all the cards from that round are placed in the middle and the player to the left of the last caller is the new caller. The next winner gets the current cards and the cards in the middle too.
- Players are eliminated when they run out of cards.
- The winner will end up with the entire set of cards.

Extra Ideas...

For classes of more than 30, get students to choose a different country to research to find out about their measures to increase the cards to be used.

A student could be given the task of putting the countries in order based on a specific measure. Then they could feedback to the class their findings.

Understanding the measures used...

Populations are current estimates. Development Index is the Human Development Index. School Participation is enrolment in primary school. Access to food is based on the Food Security Index. Access to Water is based on the Improved Water Source statistic. Access to Health is based on Health Care Access and Quality Index. Access to shelter is based on the level of homelessness and quality of housing. Peace and safety is based on the Global Peace Index.



What in the World?

Country	Population	Land Area	Density	HDI Ranking	Life Expectancy	Literacy Rate	School participation	Food	Water	Shelter	Health	Safety/Peace
Norway	5,330,800	304,282	16	1	82	100	99	5	5	5	5	5
Germany	80,636,124	348,672	232	4	81	99	99	5	5	5	5	5
United States of America	325,145,963	9,833,520	33	10	79	99	99	5	5	5	4	3
New Zealand	4,604,871	262,443	18	13	82	99	99	5	5	5	5	5
England	55,268,100	130,279	411	16	72	99	99	5	5	5	5	5
Japan	126,045,211	364,485	335	17	84	99	99	5	5	5	5	5
France	64,938,716	640,427	123	21	82	99	99	5	5	5	5	5
Argentina	44,272,125	2,736,690	14	45	76	98	99	4	4	5	4	4
Russia	143,375,006	16,377,742	8	49	71	99	99	4	4	4	4	3
Brazil	211,243,220	8,460,415	24	79	75	93	97	4	5	4	4	3
Peru	32,166,473	1,279,996	24	87	76	95	92	3	3	4	4	4
China	1,388,232,693	9,326,410	144	90	76	96	97	4	4	5	4	3
Fiji	902,547	18,274	47	91	70	94	99	4	4	4	3	4
Tonga	107,797	717	145	101	74	99	93	4	3	4	3	4
Egypt	95,215,102	995,450	93	111	71	75	97	3	4	4	3	3
Palestine	4,934,383	5,640	756	114	73	96	89	3	3	4	3	3
Philippines	103,796,832	298,170	348	116	69	96	88	3	4	3	3	3
Honduras	8,304,677	111,890	79	130	75	89	92	3	4	3	2	3
India	1,342,512,706	2,973,190	401	131	68	72	84	3	4	3	2	3
Timor Leste	1,237,251	15,410	71	133	68	68	72	3	3	3	2	4
Kiribati	116,405	811	147	137	66	76	85	3	3	3	3	4
Cambodia	16,076,370	176,515	86	143	69	77	93	3	3	3	3	4
Nepal	29,187,037	143,351	180	144	69	65	77	3	4	3	3	4
Kenya	48,466,928	569,140	81	146	63	78	85	2	3	3	2	3
Syria	18,906,907	183,630	100	149	65	86	74	2	3	1	2	1
Zimbabwe	16,337,760	386,847	33	154	61	87	93	2	3	3	2	3
Papua New Guinea	7,933,841	452,860	16	155	63	64	86	3	2	3	2	4
Solomons	606,215	27,986	18	156	69	84	65	3	3	3	3	4
Afghanistan	34,169,169	652,230	39	169	61	38	55	2	2	2	1	2
South Sudan	13,096,190	619,745	18	181	57	32	26	1	2	1	1	2

What in the World?



New Zealand



Key Numbers:



Oceania



Population

4,799,490

Land Area

268,021 km²

Density

18 per sq. km

Development Index

13th

Life Expectancy

82 years

Literacy Rate

99%

School Participation

99%

Access to the Most Basic Needs:

Food



Water



Shelter



Health



Peace and Safety



What is life really like
for many around the world?

What in the World?



Norway



Key Numbers:



Europe



Population

5,330,800

Land Area

304,282 km²

Density

16 per sq. km

Development Index

1st

Life Expectancy

82 years

Literacy Rate

100%

School Participation

99%

Access to the Most Basic Needs:

Food



Water



Shelter



Health



Peace and Safety



What is life really like
for many around the world?

What in the World?



Germany



Key Numbers: *Europe*

Population	80,636,124
Land Area	348,672 km ²
Density	232 per sq. km
Development Index	4 th
Life Expectancy	81 years
Literacy Rate	99%
School Participation	99%

Access to the Most Basic Needs:

Food	
Water	
Shelter	
Health	
Peace and Safety	

What is life really like
for many around the world?

What in the World?



United States



Key Numbers: *North America*

Population	325,145,963
Land Area	9,833,520 km ²
Density	33 per sq. km
Development Index	10 th
Life Expectancy	79 years
Literacy Rate	99%
School Participation	99%

Access to the Most Basic Needs:

Food	
Water	
Shelter	
Health	
Peace and Safety	

What is life really like
for many around the world?

What in the World?



England



Key Numbers:



Europe



Population

55,268,100

Land Area

130,279 km²

Density

411 per sq. km

Development Index

16th

Life Expectancy

72 years

Literacy Rate

99%

School Participation

99%

Access to the Most Basic Needs:

Food



Water



Shelter



Health



Peace and Safety



What is life really like
for many around the world?

What in the World?



Japan



Key Numbers:



Asia



Population

126,045,211

Land Area

364,485 km²

Density

335 per sq. km

Development Index

17th

Life Expectancy

84 years

Literacy Rate

99%

School Participation

99%

Access to the Most Basic Needs:

Food



Water



Shelter



Health



Peace and Safety



What is life really like
for many around the world?

What in the World?



France



Key Numbers:



Europe



Population

64,938,716

Land Area

640,427 km²

Density

123 per sq. km

Development Index

21st

Life Expectancy

82 years

Literacy Rate

99%

School Participation

99%

Access to the Most Basic Needs:

Food



Water



Shelter



Health



Peace and Safety



What is life really like
for many around the world?

What in the World?



Argentina



Key Numbers:



South America



Population

44,272,125

Land Area

2,736,690 km²

Density

14 per sq. km

Development Index

45th

Life Expectancy

76 years

Literacy Rate

98%

School Participation

99%

Access to the Most Basic Needs:

Food




Water



Shelter



Health



Peace and Safety



What is life really like
for many around the world?

What in the World?



Russia



Key Numbers:



Europe



Population

143,375,006

Land Area

16,377,742 km²

Density

8 per sq. km

Development Index

49th

Life Expectancy

71 years

Literacy Rate


99%

School Participation

99%

Access to the Most Basic Needs:

Food



Water



Shelter



Health



Peace and Safety



What is life really like
for many around the world?

What in the World?



Brazil



Key Numbers:



South America



Population

211,243,220

Land Area

8,460,415 km²

Density

24 per sq. km

Development Index

79th

Life Expectancy

75 years

Literacy Rate

93%

School Participation

97%

Access to the Most Basic Needs:

Food



Water



Shelter



Health



Peace and Safety



What is life really like
for many around the world?

What in the World?



Peru



Key Numbers:

South America

Population	32,166,473
Land Area	1,279,996 km ²
Density	24 per sq. km
Development Index	87 th
Life Expectancy	76 years
Literacy Rate	95%
School Participation	92%

Access to the Most Basic Needs:


Food	
Water	
Shelter	
Health	
Peace and Safety	

What is life really like for many around the world?

What in the World?



China



Key Numbers:

Asia

Population	1,388,232,693
Land Area	9,326,410 km ²
Density	144 per sq. km
Development Index	90 th
Life Expectancy	76 years
Literacy Rate	96%
School Participation	97%

Access to the Most Basic Needs:

Food	
Water	
Shelter	
Health	
Peace and Safety	

What is life really like for many around the world?

What in the World?



Key Numbers:



Oceania



Population

902,547

Land Area

18,274 km²

Density

47 per sq. km

Development Index

91st

Life Expectancy

70 years

Literacy Rate


94%

School Participation

99%

Access to the Most Basic Needs:

Food



Water



Shelter



Health



Peace and Safety



What is life really like
for many around the world?

What in the World?



Key Numbers:



Oceania



Population

107,797

Land Area

717 km²

Density

145 per sq. km

Development Index

101st

Life Expectancy

74 years

Literacy Rate

99%

School Participation

93%

Access to the Most Basic Needs:

Food



Water



Shelter



Health



Peace and Safety



What is life really like
for many around the world?

What in the World?



Egypt



Key Numbers:



Africa



Population

95,215,102

Land Area

995,450 km²

Density

93 per sq. km

Development Index

111th

Life Expectancy

71 years

Literacy Rate

75%

School Participation

97%

Access to the Most Basic Needs:

Food



Water



Shelter



Health



Peace and Safety



What is life really like
for many around the world?

What in the World?



Palestine



Key Numbers:



Middle East



Population

4,934,383

Land Area

5,640 km²

Density

756 per sq. km

Development Index

114th

Life Expectancy

73 years

Literacy Rate

96%

School Participation

89%

Access to the Most Basic Needs:

Food



Water



Shelter



Health



Peace and Safety



What is life really like
for many around the world?

What in the World?



Philippines



Key Numbers:



Asia



Population

103,796,832

Land Area

298,170 km²

Density

348 per sq. km

Development Index

116th

Life Expectancy

69 years

Literacy Rate

96%

School Participation

86%

Access to the Most Basic Needs:

Food



Water



Shelter



Health



Peace and Safety



What is life really like
for many around the world?

What in the World?



Honduras



Key Numbers:



North America



Population

8,304,677

Land Area

111,890 km²

Density

79 per sq. km

Development Index

130th

Life Expectancy

75 years

Literacy Rate

89%

School Participation

92%

Access to the Most Basic Needs:

Food



Water



Shelter



Health



Peace and Safety



What is life really like
for many around the world?

What in the World?



India



Key Numbers:



Asia



Population

1,342,512,706

Land Area

2,973,190 km²

Density

401 per sq. km

Development Index

131st

Life Expectancy

68 years

Literacy Rate

72%

School Participation

84%

Access to the Most Basic Needs:

Food



Water



Shelter



Health



Peace and Safety



What is life really like
for many around the world?

What in the World?



Timor Leste



Key Numbers:



Asia



Population

1,237,251

Land Area

15,410 km²

Density

71 per sq. km

Development Index

133rd

Life Expectancy

68 years

Literacy Rate

68%

School Participation

72%

Access to the Most Basic Needs:

Food



Water



Shelter



Health

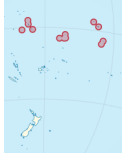


Peace and Safety



What is life really like
for many around the world?

What in the World?



Kiribati



Key Numbers:



Oceania



Population

116,405

Land Area

811 km²

Density

147 per sq. km

Development Index

137th

Life Expectancy

66 years

Literacy Rate

76%

School Participation

85%

Access to the Most Basic Needs:

Food



Water



Shelter



Health



Peace and Safety



What is life really like
for many around the world?

What in the World?



Cambodia



Key Numbers:



Asia



Population

16,076,370

Land Area

176,515 km²

Density

86 per sq. km

Development Index

143th

Life Expectancy

69 years

Literacy Rate

77%

School Participation

93%

Access to the Most Basic Needs:

Food



Water



Shelter



Health



Peace and Safety



What is life really like
for many around the world?

What in the World?

Nepal



Key Numbers:



Asia



Population

29,187,037

Land Area

143,351 km²

Density

180 per sq. km

Development Index

144th

Life Expectancy

69 years

Literacy Rate

65%

School Participation

77%

Access to the Most Basic Needs:

Food



Water



Shelter



Health



Peace and Safety



What is life really like
for many around the world?

What in the World?

Kenya



Key Numbers:



Africa



Population

48,466,928

Land Area

569,140 km²

Density

81 per sq. km

Development Index

146th

Life Expectancy

63 years

Literacy Rate

78%

School Participation

85%

Access to the Most Basic Needs:

Food



Water



Shelter



Health



Peace and Safety



What is life really like
for many around the world?

What in the World?



Key Numbers:



Middle East



Population

18,906,907

Land Area

183,630 km²

Density

100 per sq. km

Development Index

149th

Life Expectancy

65 years

Literacy Rate


86%

School Participation

74%

Access to the Most Basic Needs:

Food



Water



Shelter



Health



Peace and Safety



What is life really like
for many around the world?

What in the World?



Key Numbers:



Africa



Population

16,337,760

Land Area

386,847 km²

Density

33 per sq. km

Development Index

154th

Life Expectancy

61 years

Literacy Rate

87%

School Participation

93%

Access to the Most Basic Needs:

Food



Water



Shelter



Health



Peace and Safety



What is life really like
for many around the world?

What in the World?



Key Numbers:



Oceania



Population

7,933,841

Land Area

452,860 km²

Density

16 per sq. km

Development Index

155th

Life Expectancy

63 years

Literacy Rate

64%

School Participation

86%

Access to the Most Basic Needs:

Food



Water



Shelter



Health



Peace and Safety



What is life really like
for many around the world?

What in the World?



Key Numbers:



Oceania



Population

606,215

Land Area

27,986 km²

Density

18 per sq. km

Development Index

156th

Life Expectancy

69 years

Literacy Rate

84%

School Participation

65%

Access to the Most Basic Needs:

Food



Water



Shelter



Health



Peace and Safety



What is life really like
for many around the world?

What in the World?



Afghanistan



Key Numbers:



Asia



Population

34,169,169

Land Area

652,230 km²

Density

39 per sq. km

Development Index

169th

Life Expectancy

61 years

Literacy Rate

38%

School Participation

55%

Access to the Most Basic Needs:

Food



Water



Shelter



Health



Peace and Safety



What is life really like
for many around the world?

What in the World?



South Sudan



Key Numbers:



Africa



Population

13,096,190

Land Area

619,745 km²

Density

18 per sq. km

Development Index

181st

Life Expectancy

57 years

Literacy Rate

32%

School Participation

26%

Access to the Most Basic Needs:

Food



Water



Shelter



Health



Peace and Safety



What is life really like
for many around the world?